

THROUGH THESE DOORS WALK ONLY THE FINEST PEOPLE – THE CITIZENS OF ESCAMBIA COUNTY. DECISIONS ARE MADE IN THIS ROOM AFFECTING THE DAILY LIVES OF OUR PEOPLE. DIGNIFIED CONDUCT IS APPRECIATED.

CHAMBER RULES

1. IF YOU WISH TO SPEAK, YOU WILL BE HEARD.
2. YOU MUST SIGN UP TO SPEAK. SIGN-UP SHEETS ARE AVAILABLE AT THE BACK OF THE ROOM.
3. YOU ARE REQUESTED TO KEEP YOUR REMARKS BRIEF AND FACTUAL.
4. BOTH SIDES ON AN ISSUE WILL BE GRANTED UNIFORM/MAXIMUM TIME TO SPEAK.
5. DURING QUASI-JUDICIAL HEARINGS (I.E., REZONINGS), CONDUCT IS VERY FORMAL AND REGULATED BY SUPREME COURT DECISIONS. VERBAL REACTION OR APPLAUSE IS NOT APPROPRIATE.

PLEASE NOTE THAT ALL BCC MEETINGS ARE RECORDED AND TELEVISED

AGENDA
BOARD OF COUNTY COMMISSIONERS PUBLIC HEARINGS
FIRST PUBLIC HEARING - FISCAL YEAR 2015/2016 COUNTY-WIDE BUDGET
September 8, 2015
5:01 p.m.
Ernie Lee Magaha Government Building – First Floor

1. Call to Order – Chairman Steven Barry

(PLEASE TURN YOUR CELL PHONE TO THE VIBRATE, SILENCE, OR OFF SETTING)

2. Was the Meeting Properly Advertised? – Chairman Steven Barry
3. 5:01 p.m. – Public Hearing for Consideration of Tentative Budget for Fiscal Year 2015/2016
 - A. Presentation of Tentative Budget for Fiscal Year 2015/2016 – County Administrator Jack Brown

Jack Brown – Mister Chairman, Commissioners: This is the first of two required Public Hearings for the Board to adopt the Fiscal Year 2015/2016 Budget. The Board later in the meeting will set the second Public Hearing.

The Board of County Commissioners (BCC) approved the 2015/2016 tentative millage rates for TRIM notification purposes at the BCC meeting on July 23, 2015.

The law requires that prior to consideration of the tentative budget, an explanation of the “Rolled Back Rate” be provided and entered into the records. The “Rolled Back Rate” is a computed millage rate that would generate the same amount of ad valorem tax dollars as the prior Fiscal Year, based on the proposed year’s tax roll, excluding new construction.

The millage rates tentatively approved by the Board for TRIM notification are 6.6165 for the County-wide millage rate, .3590 for the Library Municipal Services Taxing Unit

(MSTU), and .6850 for the Sheriff's Law Enforcement Municipal Services Taxing Unit (MSTU). The aggregate of these millage rates proposed for Fiscal Year 2015/2016 is **2.26% above** the "Rolled Back Rate" certified by the Property Appraiser. This represents the percentage increase in property taxes tentatively adopted by the Board.

For information, and to avoid any misunderstanding concerning the process of this meeting, this Public Hearing is convened tonight to discuss the County's Fiscal Year 2015/2016 Budget. Because of time constraints, we will need to confine our discussion to this subject. Increases in property assessments, remarks or questions concerning your individual property appraisals should be addressed to the County Property Appraiser at his office during normal business hours.

B. Questions/Discussion from the Board – Chairman Steven Barry

C. Public Forum – Chairman Steven Barry

D. Board Adoption of the Tentative Millage Resolution for Fiscal Year 2015/2016 – Chairman Steven Barry

Commissioner Barry – The Chair will entertain a motion to adopt the tentative millage Resolution, as presented in the Agenda backup, of 6.6165 mills for the County-wide millage rate, .3590 for the Library MSTU, and .6850 mills for the Sheriff's Law Enforcement MSTU for Fiscal Year 2015/2016.

E. Board Adoption of the Tentative Budget Resolution for Fiscal Year 2015/2016 – Chairman Steven Barry

Commissioner Barry – The Chair will entertain a motion to adopt the tentative Budget Resolution of **\$410,370,627** for Fiscal Year 2015/2016, as presented in the Agenda backup.

4. Announcement of Date and Time of Second Public Hearing for the Adoption of the Final Fiscal Year 2015/2016 Budget – Chairman Steven Barry

Commissioner Barry – The second Public Hearing for adoption of the Fiscal Year 2015/2016 Budget will be held September 22, 2015, at 5:01 p.m., in the Board Chambers on the First Floor of the Ernie Magaha Government Building located at 221 Palafox Place.

5. 5:02 p.m. – Public Hearing for consideration of Adopting the Fiscal Year 2015/2016 Non-Ad Valorem Special Assessments Roll – Chairman Steven Barry

A. Presentation of the Fiscal Year 2015/2016 Non-Ad Valorem Special Assessments Roll – County Administrator Jack Brown

A list of all non-ad valorem rates are provided in your Agenda backup.

- B. Presentation of the Proposed Fiscal Year 2015/2016 Mainland Fire MSBU Rate Increase – County Administrator Jack Brown

A list of the fire non-ad valorem rates is provided in your Agenda Backup.

- C. Public Forum – Chairman Steven Barry

- D. Board Adoption of the Fiscal Year 2015/2016 Non-Ad Valorem Special Assessments Roll – Chairman Steven Barry

- 6. Adjournment



BOARD OF COUNTY COMMISSIONERS
Escambia County, Florida

Budget Public Hearing

3. D.

Meeting Date: 09/08/2015

Issue: Tentative Millage Resolution

From: Amy Lovoy, Assistant County Administrator

Organization: OMB

CAO Approval:

Information

RECOMMENDATION:

Board Adoption of the Tentative Millage Resolution for Fiscal Year 2015/2016 – Chairman Steven Barry

Commissioner Barry – The Chair will entertain a motion to adopt the tentative millage Resolution, as presented in the Agenda backup, of 6.6165 mills for the County-wide millage rate, .3590 for the Library MSTU, and .6850 mills for the Sheriff's Law Enforcement MSTU for Fiscal Year 2015/2016.

BACKGROUND:

N/A

BUDGETARY IMPACT:

N/A

LEGAL CONSIDERATIONS/SIGN-OFF:

N/A

PERSONNEL:

N/A

POLICY/REQUIREMENT FOR BOARD ACTION:

N/A

IMPLEMENTATION/COORDINATION:

N/A

Attachments

Tentative Millage Resolution

A RESOLUTION OF THE BOARD OF COUNTY COMMISSIONERS OF ESCAMBIA COUNTY, FLORIDA, ADOPTING THE TENTATIVE LEVYING OF AD VALOREM PROPERTY TAXES FOR ESCAMBIA COUNTY AND MUNICIPAL SERVICE TAXING UNITS FOR FISCAL YEAR 2015/16; PROVIDING FOR AN EFFECTIVE DATE.

WHEREAS, the Board of County Commissioners of Escambia County, Florida, on September 8, 2015, adopted the Proposed Fiscal Year 2015/16 Millage Rates following a public hearing as required by Florida Statute 200.065; and

WHEREAS, the Board of County Commissioners of Escambia County, Florida held a public hearing to adopt the Tentative Fiscal Year 2015/2016 Budget as required by Florida Statute 200.065; and

WHEREAS, the value of real property not exempt from taxation within Escambia County has been certified by the County Property Appraiser to the Board of County Commissioners as \$14,791,995,283 countywide and \$10,318,682,839 for the unincorporated property of Escambia County.

NOW, THEREFORE, BE IT RESOLVED by the Board of County Commissioners of Escambia County, Florida, that:

1. The FY 2015/16 operating millage rate for Countywide is 6.6165 mills which is more than the rolled back rate of 6.4426 mills.
2. The FY 2015/16 operating millage rate for the Library MSTU is .3590 mills which is more than the rolled back rate of .3477 mills.
3. The FY 2015/16 operating millage rate for the Law Enforcement MSTU is .6850 mills which is more than the rolled back rate of .6642 mills.
4. The FY 2015/16 current year proposed aggregate millage rate is 7.4533, which is 2.26% more than current year aggregate rolled back rate of 7.2888.
5. This resolution shall take effect immediately upon its adoption.

DULY ADOPTED at a public hearing this 8th day of September 2015.


**ESCAMBIA COUNTY, FLORIDA
BOARD OF COUNTY COMMISSIONERS**

Steven Barry, Chairman

ATTEST: Pam Childers
Clerk of the Circuit Court

BY: _____
Deputy Clerk

Approved as to form and legal sufficiency.

By/Title: 
Date: 8/10/15



BOARD OF COUNTY COMMISSIONERS
Escambia County, Florida

Budget Public Hearing

3. E.

Meeting Date: 09/08/2015

Issue: Tentative Budget Resolution

From: Amy Lovoy, Assistant County Administrator

Organization: OMB

CAO Approval:

Information

RECOMMENDATION:

Board Adoption of the Tentative Budget Resolution for Fiscal Year 2015/2016 – Chairman Steven Barry

Commissioner Barry – The Chair will entertain a motion to adopt the tentative Budget Resolution of **\$410,370,627** for Fiscal Year 2015/2016, as presented in the Agenda backup.

BACKGROUND:

N/A

BUDGETARY IMPACT:

N/A

LEGAL CONSIDERATIONS/SIGN-OFF:

N/A

PERSONNEL:

N/A

POLICY/REQUIREMENT FOR BOARD ACTION:

N/A

IMPLEMENTATION/COORDINATION:

N/A

Attachments

Tentative Budget Resolution



A RESOLUTION OF THE BOARD OF COUNTY COMMISSIONERS OF ESCAMBIA COUNTY, FLORIDA, ADOPTING TENTATIVE BUDGET FOR FISCAL YEAR 2015/16; PROVIDING FOR AN EFFECTIVE DATE.

WHEREAS, the Board of County Commissioners of Escambia County, Florida held a public hearing as required by Florida Statute 200.065; and

WHEREAS, the Board of County Commissioners of Escambia County, Florida set forth the appropriations and revenue estimate for the Budget for Fiscal Year 2015/2016 in the amount of \$410,370,627 and as further detailed in Attachment A which is incorporated and made part of this resolution.

NOW, THEREFORE, BE IT RESOLVED by the Board of County Commissioners of Escambia County, Florida, that:

1. The FY 2015/16 Tentative Budget be adopted.
2. This resolution shall take effect immediately upon its adoption.

DULY ADOPTED at a public hearing this 8th day of September 2015.

**ESCAMBIA COUNTY, FLORIDA
BOARD OF COUNTY COMMISSIONERS**

Steven Barry, Chairman

ATTEST: Pam Childers
Clerk of the Circuit Court

BY: _____
Deputy Clerk

Approved as to form and legal
sufficiency.

By/Title: 
Date: 8/10/15

**Escambia County 15/16 Budget
by Fund
Attachment A**

Fund Name	Revenues	Expenditures
GENERAL FUND - 001	188,879,774.00	188,879,774.00
ESCAMBIA COUNTY RESTRICTED FUND -101	542,983.00	542,983.00
ECONOMIC DEVELOPMENT FUND - 102	550,000.00	550,000.00
CODE ENFORCEMENT - 103	2,433,605.00	2,433,605.00
MASS TRANSIT - 104	10,908,043.00	10,908,043.00
M AND STATE I FUND - 106	31,540.00	31,540.00
TOURIST PROMOTION FUND - 108	8,245,000.00	8,245,000.00
OTHER GRANT PROJECTS FUND - 110	840,249.00	840,249.00
JAIL INMATE COMMISSARY FUND - 111	760,000.00	760,000.00
DISASTER RECOVERY - 112	-	0.00
LIBRARY FUND - 113	5,268,060.00	5,268,060.00
MISDEMEANOR PROBATION - 114	2,604,756.00	2,604,756.00
ARTICLE V/FINES & FORFEITURES - 115	3,518,687.00	3,518,687.00
DEVELOPMENT REVIEW FUND - 116	437,555.00	437,555.00
PERIDO KEY BEACH MOUSE - 117	-	0.00
SHIP - 120	3,506,680.00	3,506,680.00
LAW ENFORCEMENT TRUST FUND - 121	-	0.00
ESCAMBIA AFFORDABLE HOUSING - 124	1,524,763.00	1,524,763.00
CDBG HUD ENTITLEMENT FUND - 129	4,575,406.00	4,575,406.00
HANDICAPPED PARKING FINES - 130	28,500.00	28,500.00
FAMILY MEDIATION FUND - 131	80,000.00	80,000.00
FIRE PROTECTION FUND - 143	13,554,000.00	13,554,000.00
E-911 OPERATIONS FUND - 145	1,344,250.00	1,344,250.00
HUD CDBG HOUSING REHAB LOAN - 146	50,000.00	50,000.00
HUD-HOME FUND - 147	3,828,637.00	3,828,637.00
COMMUNITY REDEVELOPMENT AGENCY - 151	2,216,674.00	2,216,674.00
SOUTHWEST SECTOR CRA -152	-	0.00
BOB SIKES TOLL FACILITIES - 167	3,116,000.00	3,116,000.00
TRANSPORTATION TRUST FUND - 175	21,211,498.00	21,211,498.00
MSBU PROGRAM FUND - 177	878,062.00	878,062.00
MASTER DRAINAGE BASINS FUND - 181	71,676.00	71,676.00
DEBT SERVICE - 203	10,661,864.00	10,661,864.00
CAPITAL IMPROVEMENT PROGRAM - 310	-	0.00
FTA CAPITAL PROJECT FUND - 320	-	0.00
CAPITAL PROJECTS-NEW ROAD -333	-	0.00
LOCAL OPTION SALES TAX - 350	-	0.00
LOCAL OPTION SALES TAX II - 351	-	0.00
LOCAL OPTION SALES TAX III - 352	34,146,533.00	34,146,533.00
SOLID WASTE FUND - 401	19,203,599.00	19,203,599.00
INSPECTION FUND - 406	2,471,585.00	2,471,585.00
EMERGENCY MEDICAL SERVICES - 408	18,910,673.00	18,910,673.00
CIVIC CENTER - 409	6,889,946.00	6,889,946.00
INTERNAL SERVICE FUND - 501	37,080,029.00	37,080,029.00
TOTAL:	410,370,627.00	410,370,627.00



BOARD OF COUNTY COMMISSIONERS
Escambia County, Florida

Budget Public Hearing

5. A.

Meeting Date: 09/08/2015

Issue: Fiscal Year 2015/2016 Non-Ad Valorem Special Assessments Roll

From: Amy Lovoy, Assistant County Administrator

Organization: OMB

CAO Approval:

Information

RECOMMENDATION:

Presentation of the Fiscal Year 2015/2016 Non-Ad Valorem Special Assessments Roll – County Administrator Jack Brown

A list of all non-ad valorem rates are provided in your Agenda backup.

BACKGROUND:

N/A

BUDGETARY IMPACT:

N/A

LEGAL CONSIDERATIONS/SIGN-OFF:

N/A

PERSONNEL:

N/A

POLICY/REQUIREMENT FOR BOARD ACTION:

N/A

IMPLEMENTATION/COORDINATION:

N/A

Attachments

Non-Ad Valorem Assessment List

	FY 2015-2016 Assessment Per Property	FY 2014-2015 Assessment Per Property
STREET LIGHTING MSBUs:		
AlySheba Street Lighting MSBU	\$ 45.96	\$ 45.96
Airway Oaks Street Lighting MSBU	\$ 37.75	\$ 37.52
Amelia Place Street Lighting MSBU	\$ 38.95	\$ 38.74
Arbor Ridge Street Lighting MSBU	\$ 74.91	\$ 74.91
Audrey Plantation Street Lighting MSBU	\$ 62.32	\$ 59.13
Autumn Meadows Street Lighting MSBU	\$ 49.86	\$ 45.74
Barefoot Estates Street Lighting MSBU	\$ 47.92	\$ 47.55
Bauer Street Lighting MSBU	\$ 12.02	\$ 12.02
Bay Meadows Street Lighting MSBU	\$ 66.14	\$ 64.61
Baywalk Circle Street Lighting MSBU	\$ 43.67	\$ 43.67
Baywoods Street Lighting MSBU	\$ 37.22	\$ 37.22
Belle Chasse Street Lighting MSBU	\$ 34.54	\$ 34.44
Belle Meadow Street Lighting MSBU	\$ 39.36	\$ 39.36
Betmark Place Street Lighting MSBU	\$ 52.37	\$ 51.78
Bilek Manor Street Lighting MSBU	\$ 52.99	\$ 52.99
Boulder Creek Street Lighting MSBU	\$ 56.63	\$ 56.53
Boulder Creek Add 1 Street Lighting MSBU	\$ 34.16	\$ 34.16
Bridgewood Street Lighting MSBU	\$ 67.17	\$ 67.17
Bristol Creek, Phase II Street Lighting MSBU	\$ 62.81	\$ 62.05
Bristol Creek, Phase III Street Lighting MSBU	\$ 53.60	\$ 53.37
Brookhollow Street Lighting MSBU	\$ 20.44	\$ 19.75
Brookside Hills Street Lighting MSBU	\$ 180.11	\$ 179.89
Busbee Plantation Street Lighting MSBU	\$ 39.56	\$ 39.36
Calderwood Court Street Lighting MSBU	\$ 44.68	\$ 40.63
Camshire Meadows Street Lighting MSBU	\$ 24.99	\$ 24.99
Canterbury Woods Street Lighting MSBU	\$ 28.37	\$ 28.37
Cardinal Creek Street Lighting MSBU	\$ 69.65	\$ 66.33
Carondelay Street Lighting MSBU	\$ 50.54	\$ 48.33
Carriage Hills Street Lighting MSBU	\$ 31.26	\$ 31.26
Chasefield Street Lighting MSBU	\$ 28.71	\$ 28.71
Clear Creek Farms Steet Lighting MSBU	\$ 52.80	\$ 52.80
Coral Creek Street Lighting MSBU	\$ 31.48	\$ 31.15
Coral Creek, Phase II Street Lighting MSBU	\$ 30.58	\$ 30.58
Coventry Estates Street Lighting MSBU	\$ 54.17	\$ 54.17
Creekwood Street Lighting MSBU	\$ 63.63	\$ 60.42
Crescent Lake Street Lighting MSBU	\$ 40.14	\$ 40.14
Crowne Point Street Lighting MSBU	\$ 82.62	\$ 82.62
Cypress Creek Street Lighting MSBU	\$ 34.36	\$ 34.02
Deerfield Estates Street Lighting MSBU	\$ 54.37	\$ 53.66
Dunleith Street Lighting MSBU	\$ 65.67	\$ 61.91
Emerald Shores Recreation & Amenities MSBU	\$ 50.53	\$ 51.14
Emerald Shores Street Lighting MSBU	\$ 66.58	\$ 66.37
Floridian, Phase I Street Lighting MSBU	\$ 59.45	\$ 54.12
Floridian, Phase II Street Lighting MSBU	\$ 49.13	\$ 46.68
Forest Creek Street Lighting MSBU	\$ 39.91	\$ 39.70
Glen Moor Street Lighting MSBU	\$ 76.53	\$ 73.13
Glen Moor Trail, Phase III Street Lighting MSBU	\$ 53.22	\$ 53.06
Glenview Street Lighting MSBU	\$ 36.14	\$ 35.85
Glenwood Street Lighting MSBU	\$ 56.36	\$ 56.36
Grand Cayman, Phase II Street Lighting MSBU	\$ 74.44	\$ 74.44
Grand Cedars Reserve Street Lighting MSBU	\$ 42.05	\$ 42.05
Grande Lagoon Street Lighting MSBU	\$ 63.21	\$ 61.09

	FY 2015-2016	FY 2014-2015
	Assessment	Assessment
	Per Property	Per Property
Grande Oaks, Addition I Street Lighting MSBU	\$ 195.80	\$ 194.35
Hanley Downs Street Lighting MSBU	\$ 57.80	\$ 57.64
Heritage Oaks Street Lighthing MSBU	\$ 67.66	\$ 67.44
Heritage Woods Street Lighting MSBU	\$ 68.23	\$ 66.50
Heron Bayou Street Lighting MSBU	\$ 152.42	\$ 151.62
Herrington Place Street Lighting MSBU	\$ 192.66	\$ 191.48
Hickory Hills Street Lighting MSBU	\$ 41.27	\$ 40.17
Hidden Lakes Estates MSBU	\$ 61.70	\$ 60.42
High Springs Street Lighting MSBU	\$ 69.09	\$ 69.09
Highlands Street Lighting MSBU	\$ 53.83	\$ 52.87
Huntington Street Lighting MSBU	\$ 30.78	\$ 30.78
Indian Lake Street Lighting MSBU	\$ 57.79	\$ 54.44
Ironhorse Street Lighting MSBU	\$ 24.87	\$ 24.87
Johnstone Street Lighting MSBU	\$ 64.54	\$ 64.54
Kings Ridge Street Lighting MSBU	\$ 20.10	\$ 19.90
Lake Estelle Street Lighting MSBU	\$ 40.80	\$ 40.80
Lakes of Carrington Street Lighting MSBU	\$ 33.05	\$ 30.25
Las Brisas Street Lighting MSBU	\$ 33.56	\$ 33.56
Legacy Oaks Street Lighting MSBU	\$ 247.89	\$ 0.00
Li Fair Street Lighting MSBU	\$ 56.22	\$ 54.71
Lillian Woods Street Lighting MSBU	\$ 100.75	\$ 98.97
Lincoln Park (LOK) Street Lighting MSBU	\$ 33.90	\$ 0.00
Logan Place Street Lighting MSBU	\$ 36.85	\$ 34.86
Lost Creek Street Lighting MSBU	\$ 23.25	\$ 23.25
Madison Place Street Lighting MSBU	\$ 53.23	\$ 52.91
Magnolia Lakes Estates Street Lighting MSBU	\$ 96.94	\$ 96.69
Magnolia Lakes Estates, Unit 5 Street Lighting MSBU	\$ 102.08	\$ 102.08
Majestic Oaks Street Lighting MSBU	\$ 55.28	\$ 55.28
Manchester Street Lighting MSBU	\$ 61.31	\$ 60.99
Maple Oaks Street Lighting MSBU	\$ 30.15	\$ 30.15
Maple Oaks West Ph 2 Street Lighting MSBU	\$ 20.14	\$ 19.74
Marcus Pointe Villas Street Lighting MSBU	\$ 88.10	\$ 82.59
Mayfair Street Lighting MSBU	\$ 37.91	\$ 37.52
McArthur Lane Street Lighting MSBU	\$ 78.21	\$ 78.21
Millview Estates Street Lighting MSBU	\$ 78.19	\$ 78.19
Millview Estates II Street Lighting MSBU	\$ 97.15	\$ 89.82
Mirabelle Street Lighting MSBU	\$ 53.82	\$ 52.95
Oakhills Estates Street Lighting MSBU	\$ 55.95	\$ 55.94
Osceola Street Lighting MSBU	\$ 42.00	\$ 42.00
Osprey Place Street Lighting MSBU	\$ 34.74	\$ 34.74
Patriot Place Street Lighting MSBU	\$ 72.36	\$ 70.35
Perdido Bay Street Lighting MSBU	\$ 31.30	\$ 31.30
Perdido Estates Street Lighting MSBU	\$ 24.51	\$ 24.00
Providence Manor Street Lighting MSBU	\$ 33.76	\$ 33.76
Providence Manor II Street Lighting MSBU	\$ 40.07	\$ 40.07
Ridgefield Street Lighting MSBU	\$ 45.01	\$ 45.01
River Gardens Street Lighting MSBU	\$ 49.28	\$ 49.28
River Gardens III Street Lighting MSBU	\$ 72.77	\$ 71.37
River Oaks Landing Street Lighting MSBU	\$ 181.79	\$ 178.11
Robinson's Mill Street Lighting MSBU	\$ 115.90	\$ 112.33
Rosewood Estates Street Lighting MSBU	\$ 46.83	\$ 46.23
Wyatt/ Sandy Creek Street Lighting MSBU	\$ 33.90	\$ 33.90
Scenic Hills Country Club Estates Street Lighting MSBU	\$ 42.18	\$ 42.18

	FY 2015-2016 Assessment Per Property	FY 2014-2015 Assessment Per Property
Scenic Hills North Street Lighting MSBU	\$ 30.04	\$ 30.04
South Gulf Manor Street Lighting MSBU	\$ 24.68	\$ 24.68
Southwoods Street Lighting MSBU	\$ 54.21	\$ 53.98
Sugar Creek Street Lighting MSBU	\$ 41.83	\$ 41.83
Summerfield Street Lighting MSBU	\$ 51.36	\$ 50.85
Sunset Oaks Street Lighting MSBU	\$ 45.44	\$ 44.69
Tahisco Grove Street Lighting MSBU	\$ 145.45	\$ 145.29
Tarkiln Oaks Street Lighting MSBU	\$ 58.35	\$ 57.73
Tarkiln Bayou Street Lighting MSBU	\$ 35.75	\$ 35.75
Tiffany Street Lighting MSBU	\$ 55.03	\$ 55.03
Turnberry Street Lighting MSBU	\$ 62.39	\$ 61.67
Turner's Meadow Street Lighting MSBU	\$ 37.47	\$ 37.47
Twin Oaks Street Lighting MSBU	\$ 37.50	\$ 37.50
Twin Pines Street Lighting MSBU	\$ 72.12	\$ 71.59
Twin Pines II Street Lighting MSBU	\$ 31.63	\$ 29.17
Twin Spires Street Lighting MSBU	\$ 64.88	\$ 64.00
Vizcaya Street Lighting MSBU	\$ 65.43	\$ 62.22
Waterford Place Street lighting MSBU	\$ 49.05	\$ 48.40
Westernmark Street Lighting MSBU	\$ 20.49	\$ 20.49
Westfield Street Lighting MSBU	\$ 46.36	\$ 46.36
Wetherby Cove Street Lighting MSBU	\$ 51.89	\$ 50.09
Whisper Way Street Lighting MSBU	\$ 48.70	\$ 47.14
Wilde Lake Estates Street Lighting MSBU	\$ 38.44	\$ 42.29
Willow Tree Street Lighting MSBU	\$ 38.52	\$ 38.00
Windsong Street Lighting MSBU	\$ 99.39	\$ 94.17
Woodbridge Manor Street Lighting MSBU	\$ 65.03	\$ 65.03
Woodlands Street Lighting MSBU	\$ 52.53	\$ 52.53
Woodridge Street Lighting MSBU	\$ 20.83	\$ 20.40
Woodside Estates Street Lighting MSBU	\$ 64.76	\$ 64.44
Weatherstone Street Lighting MSBU	\$ 39.92	\$ 37.20
West Ridge Place Street Lighting	\$ 43.50	\$ 39.87
West Roberts Estates Street Lighting MSBU	\$ 247.95	\$ 252.69
Ziglar Ridge Street Lighting MSBU	\$ 77.32	\$ 76.92

CONSTRUCTION MSBUs:

Angus Circle Road Paving MSBU	\$ 576.39	\$ 576.39
Shoal Creek Holding Pond Assessment MSBU	\$ 212.37	\$ 212.37
Innerarity Island Road Improvement MSBU	\$ 90.50	\$ 90.50
Deerfield Estates Sewer MSBU	\$ 573.99	\$ 573.99
Water Oaks Drainage MSBU	\$ 118.17	\$ 115.94

STORMWATER RETENTION POND MSBUs:

Berkshire Estates Holding Pond MSBU	\$ 30.89	\$ 30.79
Bilek Manor Holding Pond MSBU	\$ 79.37	\$ 75.89
Bristol Creek III Holding Pond MSBU	\$ 35.85	\$ 35.74
Cardinal Creek Holding Pond MSBU	\$ 39.23	\$ 39.11
Chasefield Holding Pond MSBU	\$ 23.19	\$ 23.12
Dunleith Holding Pond MSBU	\$ 10.59	\$ 10.56
Huntington Holding Pond MSBU	\$ 71.08	\$ 70.86
Kambreon Holding Pond MSBU	\$ 36.28	\$ 36.17
Legacy Oaks Holding Pond	\$ 15.05	\$ 15.01

	FY 2015-2016	FY 2014-2015
	Assessment	Assessment
	Per Property	Per Property
Millview Estates Phase II Holding Pond	\$ 59.62	\$ 59.44
Osprey Place Holding Pond MSBU	\$ 101.34	\$ 101.02
Airway Oaks Holding Pond MSBU	\$ 15.88	\$ 15.83
Audrey Plantation Holding Pond MSBU	\$ 24.18	\$ 24.10
Robins Ridge 1st Addition Holding Pond MSBU	\$ 42.39	\$ 42.26
Willow Tree Acres Holding Pond MSBU	\$ 35.74	\$ 35.62
Forage Estates Holding Pond MSBU	\$ 17.40	\$ 17.35
Lost Creek Phase I Holding Pond MSBU	\$ 53.68	\$ 53.51
Shepherds Grove Holding Pond MSBU	\$ 57.29	\$ 57.11
Twin Pines Phase II Holding Pond MSBU	\$ 50.28	\$ 50.12
Wetherby Cove Holding Pond MSBU	\$ 24.46	\$ 24.38
Dunleith (2nd pond) Holding Pond MSBU	\$ 9.78	\$ 9.75
Champion Oaks Holding Pond MSBU	\$ 14.88	\$ 14.83
Jaxson Estates Holding Pond MSBU	\$ 39.68	\$ 39.55
Providence Manor Holding Pond MSBU	\$ 18.84	\$ 18.78
Autumn Meadows Holding Pond MSBU	\$ 53.84	\$ 53.67
Weatherstone Holding Pond MSBU	\$ 31.60	\$ 31.50
Robinsons Mill Holding Pond MSBU	\$ 24.66	\$ 24.58
Rosa Parks Holding Pond MSBU	\$ 16.31	\$ 16.26
Lakewood Cottages Holding Pond MSBU	\$ 12.10	\$ 12.06
West Ridge Place Holding Pond MSBU	\$ 24.07	\$ 23.99
Quail Ridge Holding Pond MSBU	\$ 5.38	\$ 5.36
Providence Manor II Holding Pond MSBU	\$ 17.43	\$ 17.37
Saverna Park Holding Pond MSBU	\$ 102.38	\$ 102.06
Camshire Meadows Holding Pond MSBU	\$ 18.29	\$ 18.24
Fiddlers Walk Holding Pond MSBU	\$ 45.28	\$ 45.14
Roberts Ridge Holding Pond MSBU	\$ 43.43	\$ 43.29
Bridlewood Holding Pond MSBU	\$ 61.75	\$ 61.56
Walker Holding Pond MSBU	\$ 45.03	\$ 44.89
Weaver's Run Holding Pond MSBU	\$ 30.08	\$ 29.99
Daniel's Grove Holding Pond MSBU	\$ 41.70	\$ 0.00

NUISANCE ABATEMENT MSBUs:

100 BLK W SCOTT ST 32501	\$ 552.75	\$ 0.00
1339 WISHBONE RD 32533	\$ 663.30	\$ 0.00
5801 VENTURA LN 32526	\$ 276.38	\$ 0.00
4908 RANDEE CIR 32526	\$ 276.38	\$ 0.00
461 CROWDALE CT 32533	\$ 442.20	\$ 0.00
5809 MULDOON RD 32526	\$ 276.38	\$ 0.00
318 E ANDERSON ST 32503	\$ 193.46	\$ 0.00
3016 N BERWICK ST 32503	\$ 165.83	\$ 0.00
3004 N TARRAGONA ST 32503	\$ 442.20	\$ 0.00
414 E ANDERSON ST 32503	\$ 276.38	\$ 0.00
3600 BLK N HAYNE ST 32503	\$ 304.01	\$ 0.00
3219 N TARRAGONA ST 32503	\$ 276.38	\$ 0.00
3607 N HAYNE ST 32503	\$ 193.46	\$ 0.00
2900 BLK N ALCANIZ ST 32503	\$ 110.55	\$ 0.00
2900 BLK N ALCANIZ ST 32503	\$ 276.38	\$ 0.00
4500 BLK OLIVE RD 32514	\$ 276.38	\$ 0.00
RAMSGATE RD 32514	\$ 276.38	\$ 0.00
4635 WHISPER WAY 32504	\$ 221.10	\$ 0.00
4203 ERRESS BLVD 32505	\$ 165.83	\$ 0.00

	FY 2015-2016	FY 2014-2015
	Assessment	Assessment
	Per Property	Per Property
4002 KELLY AVE 32505	\$ 497.48	\$ 0.00
3918 KELLY AVE 32505	\$ 386.93	\$ 0.00
4514 LEMOYNE LN 32505	\$ 165.83	\$ 0.00
4514 LEMOYNE LN 32505	\$ 165.83	\$ 0.00
808 LEBLANC WAY 32505	\$ 442.20	\$ 0.00
924 MONTCLAIR RD 32505	\$ 552.75	\$ 0.00
813 MONTCLAIR RD 32505	\$ 221.10	\$ 0.00
4509 MONTCLAIR RD 32505	\$ 221.10	\$ 0.00
4475 ROCHELLE DR 32505	\$ 165.83	\$ 0.00
7135 BALBOA DR 32526	\$ 276.38	\$ 0.00
8729 DORIS AVE 32534	\$ 1,492.43	\$ 0.00
8661 FIGLAND AVE 32534	\$ 1,934.63	\$ 0.00
120 W JOHNSON AVE 32534	\$ 221.10	\$ 0.00
720 W DETROIT AVE 32534	\$ 359.29	\$ 0.00
8512 POND AVE 32534	\$ 331.65	\$ 0.00
908 N 77TH AVE A 32506	\$ 331.65	\$ 0.00
250 BLK E ENSLEY ST 32514	\$ 221.10	\$ 0.00
100 BLK E ENSLEY ST 32514	\$ 442.20	\$ 0.00
618 BECK AVE 32514	\$ 552.75	\$ 0.00
8538 KINGFISHER WAY 32534	\$ 276.38	\$ 0.00
233 BROUSSARD ST 32505	\$ 221.10	\$ 0.00
2175 DEERWOOD RD 32526	\$ 1,934.63	\$ 0.00
2107 PULLMAN CIR 32526	\$ 193.46	\$ 0.00
1006 NEW MEXICO DR 32505	\$ 453.26	\$ 0.00
1005 ALEXANDRIA DR 32505	\$ 386.93	\$ 0.00
1011 NORTHVIEW DR 32505	\$ 221.10	\$ 0.00
108 W MADISON DR 32505	\$ 386.93	\$ 0.00
216 EDISON DR 32505	\$ 132.66	\$ 0.00
1028 TRENTON DR 32505	\$ 497.48	\$ 0.00
204 EDISON DR 32505	\$ 276.38	\$ 0.00
301 LOUISIANA DR 32505	\$ 442.20	\$ 0.00
23 MISSISSIPPI CIR 32505	\$ 221.10	\$ 0.00
22 MISSISSIPPI CIR 32505	\$ 276.38	\$ 0.00
100 AQUAMARINE AVE 32505	\$ 304.01	\$ 0.00
100 AQUAMARINE AVE 32505	\$ 221.10	\$ 0.00
211 AQUAMARINE AVE 32505	\$ 331.65	\$ 0.00
10746 JOLYNE DR 32506	\$ 663.30	\$ 0.00
7200 HELMS RD 32526	\$ 552.75	\$ 0.00
1809 W LAKEVIEW AVE 32501	\$ 552.75	\$ 0.00
2509 W FISHER ST 32505	\$ 182.41	\$ 0.00
2501 W HATTON ST 32505	\$ 110.55	\$ 0.00
2605 W FISHER 32505	\$ 331.65	\$ 0.00
2100 N PACE BLVD 32501	\$ 221.10	\$ 0.00
1830 W MAXWELL ST 32501	\$ 497.48	\$ 0.00
2606 N L ST 32501	\$ 1,326.60	\$ 0.00
2402 W JORDAN ST 32505	\$ 1,658.25	\$ 0.00
2406 W JORDAN ST 32505	\$ 486.42	\$ 0.00
1300 BLK W SCOTT ST 32501	\$ 331.65	\$ 0.00
2607 N H ST 32501	\$ 270.85	\$ 0.00
741 W HERNANDEZ ST 32501	\$ 221.10	\$ 0.00
741 W HERNANDEZ ST 32501	\$ 331.65	\$ 0.00
2100 BLK N E ST 32501	\$ 304.01	\$ 0.00
1100 BLK W SCOTT ST 32501	\$ 331.65	\$ 0.00

	FY 2015-2016	FY 2014-2015
	Assessment	Assessment
	Per Property	Per Property
2453 N G ST 32501	\$ 331.65	\$ 0.00
1002 W YONGE ST 32501	\$ 221.10	\$ 0.00
630 TELERAN ST 32534	\$ 165.83	\$ 0.00
593 N CROW RD 32506	\$ 4,200.90	\$ 0.00
346 BUNKER HILL DR 32506	\$ 663.30	\$ 0.00
217 ARBOR AVE 32534	\$ 109.44	\$ 0.00
331 CAIN AVE 32514	\$ 1,989.90	\$ 0.00
402 VERA LN 32514	\$ 165.83	\$ 0.00
6912 CORRYDALE DR 32506	\$ 55.28	\$ 0.00
8021 GRIFFITH ST 32534	\$ 497.48	\$ 0.00
852 W HOPE DR 32534	\$ 1,658.25	\$ 0.00
960 W HOPE DR A 32534	\$ 801.49	\$ 0.00
7660 AARON AVE 32534	\$ 1,658.25	\$ 0.00
1321 KRAMER ST 32534	\$ 442.20	\$ 0.00
7410 FLOYD DR 32526	\$ 276.38	\$ 0.00
7410 FLOYD DR 32526	\$ 829.13	\$ 0.00
6841 KEMP RD 32505	\$ 1,326.60	\$ 0.00
841 PETUNIA AVE 32505	\$ 221.10	\$ 0.00
4016 GLENWAY DR 32526	\$ 331.65	\$ 0.00
4065 GLENWAY AVE 32526	\$ 243.21	\$ 0.00
50 FULTON AVE B 32503	\$ 304.01	\$ 0.00
12366 AILANTHUS DR 32506	\$ 110.55	\$ 0.00
12364 AILANTHUS DR 32506	\$ 635.66	\$ 0.00
1407 N P ST 32505	\$ 221.10	\$ 0.00
1420 FAIRCHILD 32504	\$ 331.65	\$ 0.00
6477 N CONCORD WAY 32504	\$ 442.20	\$ 0.00
COTTAGE PARK RD 32533	\$ 1,879.35	\$ 0.00
2909 W LEE ST 32505	\$ 193.46	\$ 0.00
3700 BLK W MORENO ST 32505	\$ 281.90	\$ 0.00
1507 N KIRK ST 32505	\$ 281.90	\$ 0.00
1710 HOLLYWOOD ST 32505	\$ 193.46	\$ 0.00
3803 W AVERY ST 32505	\$ 497.48	\$ 0.00
3306 W JACKSON ST 32505	\$ 414.56	\$ 0.00
808 N KIRK ST 32505	\$ 552.75	\$ 0.00
3507 W JACKSON 32505	\$ 221.10	\$ 0.00
617 N X ST 32505	\$ 193.46	\$ 0.00
611 N 48TH AVE 32506	\$ 414.56	\$ 0.00
501 N GREEN ST 1/2 32505	\$ 193.46	\$ 0.00
501 N GREEN ST 1/2-B 32505	\$ 193.46	\$ 0.00
15 NORWOOD DR 32506	\$ 663.30	\$ 0.00
27 RANDOLPH DR 32506	\$ 248.74	\$ 0.00
25 NORWOOD DR 32506	\$ 304.01	\$ 0.00
1109 N 50TH AVE 32506	\$ 386.93	\$ 0.00
221 WILLOW ST 32506	\$ 486.42	\$ 0.00
4913 RAVENSWOOD AVE 32506	\$ 386.93	\$ 0.00
4913 RAVENSWOOD AVE 32506	\$ 718.58	\$ 0.00
6465 BIRKHEAD DR 32506	\$ 276.38	\$ 0.00
5811 LINDA ST 32506	\$ 690.94	\$ 0.00
9 JANET ST 32506	\$ 221.10	\$ 0.00
7808 HEARTHSTONE CIR 32506	\$ 469.84	\$ 0.00
7605 WALKER ST 32506	\$ 138.19	\$ 0.00
6231 WYNDOTTE RD 32526	\$ 442.20	\$ 0.00
2335 GERTRUDE CIR 32526	\$ 331.65	\$ 0.00

	FY 2015-2016	FY 2014-2015
	Assessment	Assessment
	Per Property	Per Property
1002 LAKE TERRACE AVE 32505	\$ 221.10	\$ 0.00
910 CLEARVIEW AVE 32505	\$ 331.65	\$ 0.00
837 LUCERNE DR 32505	\$ 442.20	\$ 0.00
1127 MEDFORD AVE 32505	\$ 165.83	\$ 0.00
3776 BARRANCAS AVE 32507	\$ 807.02	\$ 0.00
1140 PATTON DR 32507	\$ 276.38	\$ 0.00
625 HAWTHORN DR 32507	\$ 436.67	\$ 0.00
108 SE KALASH RD 32507	\$ 221.10	\$ 0.00
422 CREARY RD 32507	\$ 547.22	\$ 0.00
424 POU STATION RD 32507	\$ 248.74	\$ 0.00



BOARD OF COUNTY COMMISSIONERS
Escambia County, Florida

Budget Public Hearing

5. B.

Meeting Date: 09/08/2015

Issue: Fiscal Year 2015/2016 Mainland Fire MSBU Assessment Roll

From: Amy Lovoy, Assistant County Administrator

Organization: OMB

CAO Approval:

Information

RECOMMENDATION:

Presentation of the Proposed Fiscal Year 2015/2016 Mainland Fire MSBU Rate Increase
– County Administrator Jack Brown

A list of the fire non-ad valorem rates is provided in your Agenda Backup.

BACKGROUND:

N/A

BUDGETARY IMPACT:

N/A

LEGAL CONSIDERATIONS/SIGN-OFF:

N/A

PERSONNEL:

N/A

POLICY/REQUIREMENT FOR BOARD ACTION:

N/A

IMPLEMENTATION/COORDINATION:

N/A

Attachments

Letter of Objection Fire MSBU

Letter2 of Objection Fire MSBU

Letter3 of Objection Fire MSBU

Letters of Objection Fire MSBU
FY2015/16 Mainland Fire MSBU

To whom it may Concern -

I received my letter of hearing at 9/8/75

I can not attend, But would like for you to hear me - I'm 59 yrs old; work my butt off to have a frog over my head, So I don't fine in the Streets -

hope to take retirement at 62, won't be much money to live off of but there's nothing now.

House payment, Taxes, house insurance, beake downs with the house. Every things going up water, Trash, lights, I can't make it from week to week.

I pay alot - Now you Mail me this 100.⁰⁰ a yr.

or you'll put a lien on my house - you must make good money.

I wonder week to week if I can buy food + Gas after the bills - I worry

will I have a job tomorrow, will I get sick I'm 59, what will happen !! To me and

how will I live, My house isn't much but I pay alot, More then I have, 100 - is to

Much for me, will hunt me alot. I'm working and still could be.

Homeless - also High in fl. !!
1822 Pickett Ave.
Cantonment Fl.
That you,
Lauri Williams

Objection notice

Aug 10, 2015

Re: Non-Ad Valorem special assessment.

To: Board of County Commissioners

Dear Sirs

I Jerry Shedd object to this special assessment, as it is a yearly increase in the taxes I am already responsible for.

In this economy it is difficult enough to simply pay my property tax

I object to this additional assessment of \$100.00 per year.

Jerry Shedd

property reference #

352 311 0000 13049

1921 S. Fairfield Dr
Pensacola, FL 32507

C. PATRICK AND KITTY LUI GRANAT
402 SE SYRCLE DRIVE
NAVY POINT
PENSACOLA, FL 32507- 3154

21. August 2015

Escambia County
Office of Management & Budget
221 Palafox Place, Suite 440
Pensacola, FL 32502

Re: NON-AD VALOREM ASSESSMENTS

Dear Commissioners,

Thank you for sending a notice of the scheduled Public Hearing on September 8, 2015. Since I will be leaving for an out-of-town flight the following day, I may not be able to be at the hearing, so I am providing my thoughts in this letter.

My first question is in regards to the anticipated revenue indicated on the notice. This seems to be more than enough for increased Fire Department services. What are the anticipated new or additional services budgeted for this funding, and what is the amount in the coming fiscal year noted for this increase in service?

If the budget for the coming fiscal year indicates that the more than thirteen million is beyond what is required, is it possible that the Non-Ad Valorem special assessment could be reduced per taxpayer?

As with most concerned citizens, I am in favor of adequate upgrades in equipment and facilities, and in additional training for our professional firefighters, but, as a tax payer, I believe in providing the needed support, but not to provide excess income, especially during these times of economic recession. Living on a fixed income requires me to be especially vigilant in staying within the parameters set by my own family budget.


I wish you all the very best as you manage the business of providing our community with the progressive leadership and supportive services needed by our citizens.

God bless you as you seek to find the proper balance in these deliberations.

Sincerely,



C. Patrick Granat
Property Owner
Reference # 502S306090451021



EDNA L. GARRETT and DEBRA F. GARRETT

6605 Richards Road, Pensacola, FL 32503

August 19, 2015

Escambia County Board of County Commissioners
Office of Management & Budget
221 Palafox Place, Suite 440
Pensacola, FL 32502

Re: Property # 211S301125000003


Dear Ladies & Gentlemen:

In response to your Notice of NON-AD Valorem Assessments for Escambia County Fire Protection District MSBU 2015-2016, I hereby request exemption/objection to such increase as I simply cannot afford it. I am almost 91 years old and live strictly on approximately \$8k per year Social Security income, Medicare, and Medicaid. I have done everything I could in the past couple of years to reduce my monthly expenses and cannot afford anymore increases.

Your consideration is greatly appreciated.

Sincerely,


Edna L. Garrett



JONBUILT, INC.

P. O. Box 5482, Navarre, FL 32566

Phone & Fax: (850) 939-1355

August 19, 2015

Escambia County Board of County Commissioners
Office of Management & Budget
221 Palafox Place, Suite 440
Pensacola, FL 32502


Re: Property # 172S30-1401-020-004; 172S30-1401-031-004; 172S30-1401-030-004


Dear Ladies & Gentlemen:

In response to your Notice of NON-AD Valorem Assessments for Escambia County Fire Protection District MSBU 2015-2016, we hereby request exemption/objection to such increase as we simply cannot afford it. We purchased the building at what we thought was an opportune time, but turned out to be the depression of 2008/09 such market downturn has continued. We have been unable to get market rent for the building and we have been unable to sell any of the property even though it's been listed multiple times with multiple realtors. We are hoping to work with the Restore Act opportunity to improve the building and land, because the building and land is in a government contracting district which would generate jobs for local folks, but we are unable to afford to upkeep and maintenance on our own that the property is in need of at this time. The current tenants have been unable to pay rent for the past eight months (they're in the same construction fields we are), so we can't even meet the expenses on the building currently, therefore cannot afford any additional expenses.

Your consideration is greatly appreciated.

Sincerely,


Debra F. Garrett, President
Jonbuilt, Inc.



From: Katie L. Macarthur
To: [Rebecca McMullen](#)
Subject: Objection to MSBU Fire Increase
Date: Monday, August 24, 2015 9:19:00 AM

Ms. Shirley Smith, 8641 Redwing Drive, Ensley, FL 850-476-9584 is opposed to increase in fire tax. She is 82 years old, lives on a fixed income, has been disabled since 1991 and cannot afford the increase. She cannot pay her bills without the increase. She is suggesting that the fire tax be assessed according to the value of your home. Those who live in larger houses will have to have more water to put out fires. She is also contacting Comr. May, her commissioner. She probably won't be able to attend the meeting, because she has to depend on someone to take her places, but she wants it noted that she is opposed to the increase.

Brenda

Katie Macarthur
Director's Aide
Office of Management and Budget
(850) 595-4959

RE: Non-Ad Valorem Assessments
For Escambia County Fire Protection
2015 – 2016 Assessment

Date: August 18, 2015

FM: Pauline Callahan
White Tishie B. Estate of
6712 Sunshine Hill Rd
Molino, Fl. 32577-4100

To whom it may concern,

This notice is in regards to the assessments for fire tax. There is one parcel with 2 dwelling units assessed. My mother has been deceased for 38 years. The parcel of land is still in her name. I am her daughter who moved on the land in 2003. In order that the land does not have a lien, I have been paying the taxes since 2003. The problem is the other person living on the property refuses to pay fire tax on their unit and I have had this burden since 2003.

Now you are proposing a \$15.00 increase for each unit, bringing my total to \$200.00 for the parcel. I am living on Social Security and that is the only income I have. I am stretching my dollars as far as I can go. I cannot keep this up.


Isn't there any way you can force the other person living here to pay their part? I do not feel this is fair to me at 76 years old to have the total responsibility. If you can help me I will appreciate it and If you cannot change anything I may be forced to go to court to make necessary changes.

Please send me a letter about your decision.

Thank you in advance.

Sincerely,

Pauline Callahan
Pauline Callahan





BOARD OF COUNTY COMMISSIONERS
Escambia County, Florida

Budget Public Hearing

Meeting Date: 09/08/2015

Issue: Fiscal Year 2015/2016 Mainland Fire MSBU Assessment Roll

From: Amy Lovoy, Assistant County Administrator

Organization: OMB

CAO Approval:

Information

RECOMMENDATION:

That the Board adopt the Fiscal Year 2015/2016 Non-Ad Valorem Assessment Roll for the County's Mainland Fire Protection Municipal Services Benefit Units (MSBU), following the 5:02 p.m. Public Hearing.

BACKGROUND:

The County uses the Uniform Method of Collection for the the County's various MSBU's. This procedure mandates a public hearing each year to adopt the assessment roll. The following are the current Fire MSBU assessments/rates and proposed changes to the Fire MSBU rates for Fiscal Year 2015/2016.

	<u>Current Rate FY14/15</u>	<u>Proposed FY15/16</u>
Residential	\$85/Dwelling Unit	\$100/Dwelling Unit
Commercial	\$.040 sq. ft., minimum \$85	\$.045/sq. ft., minimum \$100
Unimproved	\$11 + \$.03/acre	\$12.10 + \$.03/acre

BUDGETARY IMPACT:

This will increase revenues in the Fire MSBU Fund (143) by an estimated \$1,433,049 for Fiscal Year 2015/16.

LEGAL CONSIDERATIONS/SIGN-OFF:

N/A

PERSONNEL:

The County will hire an additional 24 firefighters and 1 warehouse supervisor.

POLICY/REQUIREMENT FOR BOARD ACTION:

N/A

IMPLEMENTATION/COORDINATION:

Once approved, the assessment roll will be transmitted to the Escambia County Tax Collector so the assessments can be included on the annual tax bill.

Attachments

No file(s) attached.



BOARD OF COUNTY COMMISSIONERS
Escambia County, Florida

Budget Public Hearing

5. D.

Meeting Date: 09/08/2015

Issue: 5:02p.m. Public Hearing to adopt the Fiscal Year 2015/2016 Non-Ad Valorem Special Assessment Roll

From: Amy Lovoy, Assistant County Administrator

Organization: OMB

CAO Approval:

Information

RECOMMENDATION:

Board Adoption of the Fiscal Year 2015/2016 Non-Ad Valorem Special Assessments Roll – Chairman Steven Barry

BACKGROUND:

N/A

BUDGETARY IMPACT:

N/A

LEGAL CONSIDERATIONS/SIGN-OFF:

N/A

PERSONNEL:

N/A

POLICY/REQUIREMENT FOR BOARD ACTION:

N/A

IMPLEMENTATION/COORDINATION:

N/A

Attachments

FY2015/16 Non Ad-Valorem Special Assessment Roll



BOARD OF COUNTY COMMISSIONERS
Escambia County, Florida

Budget Public Hearing

Meeting Date: 09/08/2015

Issue: 5:02 p.m. Public Hearing to Adopt the Fiscal Year 2015/2016 Non-Ad Valorem Special Assessment Roll

From: Amy Lovoy, Assistant County Administrator

Organization: OMB

CAO Approval:

Information

RECOMMENDATION:

5:02 p.m. Public Hearing for consideration of Adopting the Fiscal Year 2015/2016 Non-Ad Valorem Special Assessments Roll.

Recommendation: That the Board, at the 5:02 p.m. Public Hearing, adopt the Fiscal Year 2015/2016 Non-Ad Valorem Special Assessment Roll for the County's Fire, Street Lighting, Road & Construction Improvements, Holding Pond, and Nuisance Abatement Municipal Services Benefit Units (MSBU), as provided in the attached backup.

BACKGROUND:

The County uses the Uniform Method of Collection of the County's various MSBU's. This procedure mandates a public hearing each year to adopt the assessment roll.

The attached listing shows the various assessments and any changes.

BUDGETARY IMPACT:

N/A

LEGAL CONSIDERATIONS/SIGN-OFF:

N/A

PERSONNEL:

N/A

POLICY/REQUIREMENT FOR BOARD ACTION:

N/A

IMPLEMENTATION/COORDINATION:

Once approved, the assessment roll will be transmitted to the Escambia County Tax Collector so the assessments can be included on the annual tax bill.

Attachments

No file(s) attached.
